

CRASH SURFACE COLOR FINISH CHART

PROJECT _____

TYPE _____

NOTES _____

QUANTITY _____

DATE _____


Aluminum - ALU




Matte Black - MBK




Silver Leaf - SLF



Gold Leaf - GLF



Copper Leaf - CLF



Aluminum - ALU



Digital: Not all screens are calibrated the same, and therefore, colors will appear differently between screens.

Physical: When texture is involved, there will be variations in color, character and tone within a product series and between product families.

